

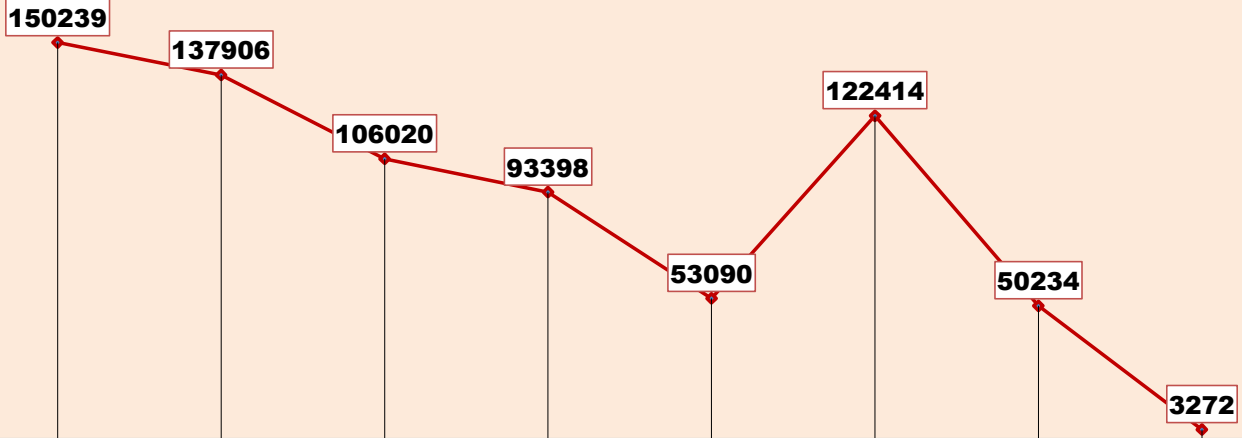


# ग्रामीण गृहनिर्माण

दैनिक प्रगती अहवाल : ०४.१०.२०२३

प्रधानमंत्री आवास योजना ग्रामीण – मंजूरी, पूर्ण घरकुले, हप्ते वितरण, भूमिहीन, आर्थिकदृष्ट्या अपूर्ण  
राज्य पुरस्कृत ग्रामीण आवास योजना – मंजूरी, पूर्ण घरकुले, हप्ते वितरण, आर्थिकदृष्ट्या अपूर्ण

योजना	एकूण मंजूरी	दैनिक मंजूरी	एकूण पूर्ण	दैनिक पूर्ण घरकुले	दैनिक पहिला हप्ता वितरित	दैनिक दुसरा हप्ता वितरित	दैनिक तिसरा हप्ता वितरित
प्रधानमंत्री आवास योजना ग्रामीण	१३८७६४५	०	११८४३६३	३०४	०	०	०
राज्य योजना	६२६३८९	५१२	४४५३८०	३५६	०	०	०
एकूण	२०१४०३४	५१२	१६२९७४३	६६०	०	०	०



पहिला हप्ता मिळाल्यानंतर ३ महिने उलटूनही अपूर्ण घरकुले

पहिला हप्ता मिळाल्यानंतर ६ महिने उलटूनही अपूर्ण घरकुले

पहिला हप्ता मिळाल्यानंतर ९ महिने उलटूनही अपूर्ण घरकुले

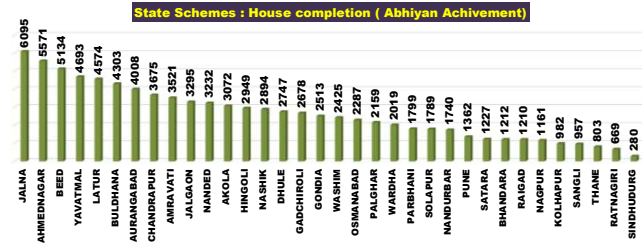
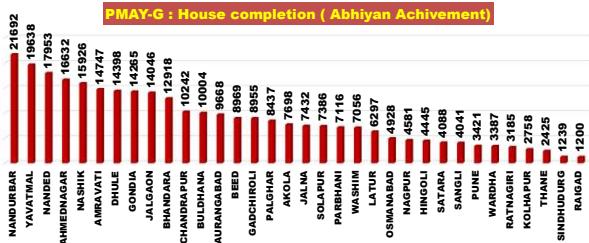
पहिला हप्ता मिळाल्यानंतर १२ महिने उलटूनही अपूर्ण घरकुले

पहिला हप्ता मिळाल्यानंतर १८ महिने उलटूनही अपूर्ण घरकुले

पहिला हप्ता मिळाल्यानंतर १० दिवसानंतरही दुसरा हप्ता न मिळालेली घरकुले

दुसरा हप्ता मिळाल्यानंतर १० दिवसानंतरही तिसरा हप्ता न मिळालेली घरकुले

तिसरा हप्ता मिळाल्यानंतर ९० दिवसानंतरही अपूर्ण घरांची संख्या




राज्य व्यवस्थापन कक्ष- ग्रामीण गृहनिर्माण  
४ था मजला, दक्षिण कक्ष, सिडको भवन, सीबीडी बेलापूर, नवी मुंबई - ४०० ६१४.

प्रधानमंत्री आवास योजना - ग्रामीण : भूमिहीन लाभार्थी अहवाल

Sr. No.	District	Google Sheet Report			AwaasSoft Report			
		Total Landless	Provided land	Remaining	Landless beneficiaries tagged in AwaasSoft	Landless beneficiaries provided land	Remaining Landless	Remaining Tag (provided land)
1	DHULE	18	18	0	18	18	0	0
2	GADCHIROLI	9	9	0	9	9	0	0
3	GONDIA	2450	2450	0	2452	2324	128	126
4	KOLHAPUR	257	257	0	244	228	16	29
5	NANDURBAR	0	0	0	0	0	0	0
6	PALGHAR	11	11	0	11	11	0	0
7	RAIGAD	6	6	0	6	6	0	0
8	RATNAGIRI	23	23	0	23	23	0	0
9	SINDHUDURG	420	420	0	416	416	0	4
10	THANE	112	81	31	118	60	58	21
11	NANDED	354	322	32	361	263	98	59
12	SATARA	794	744	50	799	617	182	127
13	BEED	212	125	87	356	66	290	59
14	SANGLI	310	216	94	308	142	166	74
15	NASHIK	1699	1501	198	1678	1162	516	339
16	WARDHA	2114	1877	237	2238	1872	366	5
17	PARBHANI	307	63	244	290	54	236	9
18	PUNE	2057	1640	417	2051	866	1185	774
19	BHANDARA	4781	4333	448	4781	4441	340	-108
20	CHANDRAPUR	2400	1937	463	2474	1616	858	321
21	NAGPUR	4436	3841	595	4422	3565	857	276
22	HINGOLI	1713	796	917	1713	466	1247	330
23	JALNA	1359	406	953	1373	85	1288	321
24	LATUR	2178	1194	984	2258	818	1440	376
25	OSMANABAD	2090	1073	1017	2062	102	1960	971
26	JALGAON	22530	21460	1070	22563	20890	1673	570
27	WASHIM	2813	1685	1128	2639	1484	1155	201
28	YAVATMAL	3056	1848	1208	3159	1884	1275	-36
29	AKOLA	6763	5409	1354	6678	5340	1338	69
30	AURANGABAD	3266	1700	1566	3155	1805	1350	-105
31	SOLAPUR	5902	4152	1750	5586	3968	1618	184
32	AHMEDNAGAR	7556	5250	2306	7740	5146	2594	104
33	BULDHANA	15311	9424	5887	15662	9208	6454	216
34	AMRAVATI	20601	13786	6815	20276	13649	6627	137
	<b>Total</b>	<b>117908</b>	<b>88057</b>	<b>29851</b>	<b>117919</b>	<b>82604</b>	<b>35315</b>	<b>5702</b>

## प्रधानमंत्री आवास योजना ग्रामीण - पूर्ण घरकूले

Sr. No.	Division	Sanction	03.10.2023	04.10.2023	Daily Achivement	Remaining	Completed & verified	Remaining verified
1	<b>AURANGABAD DIV.</b>	<b>234337</b>	<b>174283</b>	<b>174369</b>	<b>86</b>	<b>59968</b>	<b>165276</b>	<b>9093</b>
2	<b>AMRAVATI DIV.</b>	<b>267551</b>	<b>216235</b>	<b>216300</b>	<b>65</b>	<b>51251</b>	<b>207835</b>	<b>8465</b>
3	<b>NAGPUR DIV.</b>	<b>287319</b>	<b>262415</b>	<b>262476</b>	<b>61</b>	<b>24843</b>	<b>253642</b>	<b>8834</b>
4	<b>NASHIK DIV.</b>	<b>411395</b>	<b>366156</b>	<b>366208</b>	<b>52</b>	<b>45187</b>	<b>345453</b>	<b>20755</b>
5	<b>PUNE DIV.</b>	<b>117595</b>	<b>99078</b>	<b>99116</b>	<b>38</b>	<b>18479</b>	<b>94892</b>	<b>4224</b>
6	<b>KONKAN DIV.</b>	<b>69448</b>	<b>65892</b>	<b>65894</b>	<b>2</b>	<b>3554</b>	<b>63711</b>	<b>2183</b>
<b>Total</b>		<b>1387645</b>	<b>1184059</b>	<b>1184363</b>	<b>304</b>	<b>203282</b>	<b>1130809</b>	<b>53554</b>



प्रधानमंत्री आवास योजना ग्रामीण - पूर्ण घरकूले

Sr. No.	District	Sanction	03.10.2023	04.10.2023	Daily Achivement	Remaining	Completed & verified	Remaining verified
1	AURANGABAD	36139	28761	28800	39	7339	27161	1639
2	YAVATMAL	63547	53009	53046	37	10501	49744	3302
3	SOLAPUR	45952	37266	37294	28	8658	35761	1533
4	BHANDARA	63555	56904	56930	26	6625	53989	2941
5	NANDED	68546	51240	51263	23	17283	49215	2048
6	DHULE	64633	57377	57393	16	7240	53599	3794
7	GADCHIROLI	31610	28707	28722	15	2888	26357	2365
8	NANDURBAR	118756	107407	107422	15	11334	96544	10878
9	AHMEDNAGAR	60376	54702	54712	10	5664	53919	793
10	AMRAVATI	92573	76362	76372	10	16201	74226	2146
11	CHANDRAPUR	42393	36572	36581	9	5812	35338	1243
12	BULDHANA	44583	31018	31025	7	13558	29417	1608
13	GONDIA	95825	91837	91843	6	3982	91252	591
14	JALGAON	78338	63958	63964	6	14374	62106	1858
15	LATUR	20368	14765	14771	6	5597	14324	447
16	WASHIM	19071	15056	15062	6	4009	14510	552
17	AKOLA	47777	40790	40795	5	6982	39938	857
18	BEED	34670	25192	25197	5	9473	23576	1621
19	JALNA	24021	17933	17938	5	6083	16858	1080
20	NASHIK	89292	82712	82717	5	6575	79285	3432
21	NAGPUR	36238	32470	32474	4	3764	31281	1193
22	OSMANABAD	13746	9704	9708	4	4038	8487	1221
23	SATARA	14394	13459	13463	4	931	13005	458
24	HINGOLI	18083	13400	13403	3	4680	12892	511
25	KOLHAPUR	17098	14818	14820	2	2278	14487	333
26	PALGHAR	35188	33366	33368	2	1820	32170	1198
27	PUNE	19149	16029	16031	2	3118	14904	1127
28	SANGLI	21002	17506	17508	2	3494	16735	773
29	PARBHANI	18764	13288	13289	1	5475	12763	526
30	WARDHA	17698	15925	15926	1	1772	15425	501
31	RAIGAD	9819	9310	9310	0	509	9009	301
32	RATNAGIRI	9786	9389	9389	0	397	9173	216
33	SINDHUDURG	5083	4916	4916	0	167	4836	80
34	THANE	9572	8911	8911	0	661	8523	388
<b>Total</b>		<b>1387645</b>	<b>1184059</b>	<b>1184363</b>	<b>304</b>	<b>203282</b>	<b>1130809</b>	<b>53554</b>

राज्यपुरस्कृत आवास योजना ग्रामीण - मंजूरी

Sr. No.	Division	Target	03.10.2023	04.10.2023	Daily Achivement	Sanction %	Remaining	Sanction State Rank
1	AURANGABAD DIV.	273099	181386	181783	397	66.6%	91316	6
2	NASHIK DIV.	207158	123087	123128	41	59.4%	84030	5
3	KONKAN DIV.	44680	35665	35705	40	79.9%	8975	1
4	NAGPUR DIV.	164085	114962	114996	34	70.1%	49089	3
5	PUNE DIV.	79408	64760	64760	0	81.6%	14648	2
6	AMRAVATI DIV.	157836	106017	106017	0	67.2%	51819	4
<b>Total</b>		<b>926266</b>	<b>625877</b>	<b>626389</b>	<b>512</b>	<b>67.6%</b>	<b>299877</b>	

Sr. No.	District	Target	03.10.2023	04.10.2023	Daily Achivement	Sanction %	Remaining	Sanction State Rank
1	HINGOLI	38798	23068	23354	286	60.2%	15444	30
2	JALNA	41057	20076	20187	111	49.2%	20870	32
3	NAGPUR	33291	18741	18773	32	56.4%	14518	28
4	NASHIK	49930	25415	25447	32	51.0%	24483	33
5	RAIGAD	10569	8912	8942	30	84.6%	1627	6
6	THANE	8574	6205	6215	10	72.5%	2359	7
7	DHULE	31453	20275	20284	9	64.5%	11169	24
8	CHANDRAPUR	54555	35870	35871	1	65.8%	18684	31
9	GONDIA	18712	13864	13865	1	74.1%	4847	13
10	AHMEDNAGAR	39938	34897	34897	0	87.4%	5041	14
11	AKOLA	34781	20246	20246	0	58.2%	14535	29
12	AMRAVATI	36242	22867	22867	0	63.1%	13375	27
13	AURANGABAD	36954	25702	25702	0	69.6%	11252	25
14	BEED	33057	26176	26176	0	79.2%	6881	18
15	BHANDARA	22211	16829	16829	0	75.8%	5382	16
16	BULDHANA	28967	20925	20925	0	72.2%	8042	19
17	GADCHIROLI	20609	16313	16313	0	79.2%	4296	10
18	JALGAON	34417	25805	25805	0	75.0%	8612	20
19	KOLHAPUR	16830	12905	12905	0	76.7%	3925	8
20	LATUR	35747	26761	26761	0	74.9%	8986	21
21	NANDED	34410	22357	22357	0	65.0%	12053	26
22	NANDURBAR	51420	16695	16695	0	32.5%	34725	34
23	OSMANABAD	24016	18379	18379	0	76.5%	5637	17
24	PALGHAR	16073	11748	11748	0	73.1%	4325	11
25	PARBHANI	29060	18867	18867	0	64.9%	10193	22
26	PUNE	17336	13242	13242	0	76.4%	4094	9
27	RATNAGIRI	7197	6690	6690	0	93.0%	507	3
28	SANGLI	10132	8604	8604	0	84.9%	1528	5
29	SATARA	11532	11514	11514	0	99.8%	18	1
30	SINDHUDURG	2267	2110	2110	0	93.1%	157	2
31	SOLAPUR	23578	18495	18495	0	78.4%	5083	15
32	WARDHA	14707	13345	13345	0	90.7%	1362	4
33	WASHIM	15866	11144	11144	0	70.2%	4722	12
34	YAVATMAL	41980	30835	30835	0	73.5%	11145	23
<b>Total</b>		<b>926266</b>	<b>625877</b>	<b>626389</b>	<b>512</b>	<b>67.6%</b>	<b>299877</b>	

राज्यपुरस्कृत आवास योजना ग्रामीण - प्रलंबीत मंजूरी

Sr. No.	Division	रमाई आवास योजना	शबरी आवास योजना	आदीम आवास योजना	पारधी आवास योजना	य.च.मु.व योजना	पुण्यश्लोक अहिल्यादेवी होळकर धरकूल योजना	एकूण
1	KONKAN DIV.	1469	7456	25	3	22	0	8975
2	PUNE DIV.	10902	3507	4	55	20	160	14648
3	NAGPUR DIV.	27181	20257	86	2	1547	16	49089
4	AMRAVATI DIV.	31790	19026	136	9	813	45	51819
5	NASHIK DIV.	21438	62484	61	18	0	29	84030
6	AURANGABAD DIV.	60631	26403	238	26	3132	886	91316
	<b>Total</b>	<b>153411</b>	<b>139133</b>	<b>550</b>	<b>113</b>	<b>5534</b>	<b>1136</b>	<b>299877</b>

Sr. No.	District	रमाई आवास योजना	शबरी आवास योजना	आदीम आवास योजना	पारधी आवास योजना	य.च.मु.व योजना	पुण्यश्लोक अहिल्यादेवी होळकर धरकूल योजना	एकूण
1	SATARA	18	0	0	0	0	0	18
2	SINDHUDURG	127	14	16	0	0	0	157
3	RATNAGIRI	400	84	0	1	22	0	507
4	WARDHA	526	833	3	0	0	0	1362
5	SANGLI	1486	30	0	12	0	0	1528
6	RAIGAD	522	1103	0	2	0	0	1627
7	THANE	321	2032	6	0	0	0	2359
8	KOLHAPUR	3730	35	0	0	0	160	3925
9	PUNE	855	3201	4	14	20	0	4094
10	GADCHIROLI	1078	3192	26	0	0	0	4296
11	PALGHAR	99	4223	3	0	0	0	4325
12	WASHIM	3467	1217	0	0	0	38	4722
13	GONDIA	3246	1586	0	0	0	15	4847
14	AHMEDNAGAR	2653	2388	0	0	0	0	5041
15	SOLAPUR	4813	241	0	29	0	0	5083
16	BHANDARA	3871	1446	0	0	64	1	5382
17	OSMANABAD	4049	194	0	0	1394	0	5637
18	BEED	5577	1298	0	6	0	0	6881
19	BULDHANA	5765	2270	0	0	0	7	8042
20	JALGAON	3567	5014	0	2	0	29	8612
21	LATUR	7149	933	0	4	67	833	8986
22	PARBHANI	7664	2285	0	0	196	48	10193
23	YAVATMAL	5756	4602	136	1	650	0	11145
24	DHULE	3858	7311	0	0	0	0	11169
25	AURANGABAD	7151	4095	0	6	0	0	11252
26	NANDED	5194	6613	238	8	0	0	12053
27	AMRAVATI	5246	7959	0	7	163	0	13375
28	NAGPUR	12086	2428	0	0	4	0	14518
29	AKOLA	11556	2978	0	1	0	0	14535
30	HINGOLI	6881	8563	0	0	0	0	15444
31	CHANDRAPUR	6374	10772	57	2	1479	0	18684
32	JALNA	16966	2422	0	2	1475	5	20870
33	NASHIK	10413	14003	61	6	0	0	24483
34	NANDURBAR	947	33768	0	10	0	0	34725
	<b>Total</b>	<b>153411</b>	<b>139133</b>	<b>550</b>	<b>113</b>	<b>5534</b>	<b>1136</b>	<b>299877</b>

राज्यपुरस्कृत आवास योजना ग्रामीण - पूर्ण घरकूले

Sr. No.	Division	Sanction	03.10.2023	04.10.2023	Daily Achivement	Completion %	Remaining	To be Completed in Per Day till 30.11.23
1	AMRAVATI DIV.	106017	74115	74212	97	70.0%	31805	558
2	AURANGABAD DIV.	181783	120088	120184	96	66.1%	61599	1081
3	NAGPUR DIV.	114996	75748	75803	55	65.9%	39193	688
4	NASHIK DIV.	123128	94252	94304	52	76.6%	28824	506
5	KONKAN DIV.	35705	26459	26495	36	74.2%	9210	162
6	PUNE DIV.	64760	54362	54382	20	84.0%	10378	182
<b>Total</b>		<b>626389</b>	<b>445024</b>	<b>445380</b>	<b>356</b>	<b>71.1%</b>	<b>181009</b>	<b>3176</b>

Sr. No.	District	Sanction	03.10.2023	04.10.2023	Daily Achivement	Completion %	Remaining	To be Completed in Per Day till 30.11.23
1	YAVATMAL	30835	20456	20491	35	66.5%	10344	181
2	AURANGABAD	25702	17550	17581	31	68.4%	8121	142
3	LATUR	26761	20774	20804	30	77.7%	5957	105
4	AKOLA	20246	13980	14006	26	69.2%	6240	109
5	NANDED	22357	13801	13821	20	61.8%	8536	150
6	PALGHAR	11748	8570	8589	19	73.1%	3159	55
7	GONDIA	13865	11145	11163	18	80.5%	2702	47
8	AMRAVATI	22867	15965	15982	17	69.9%	6885	121
9	BULDHANA	20925	15313	15329	16	73.3%	5596	98
10	JALGAON	25805	19044	19060	16	73.9%	6745	118
11	BHANDARA	16829	12969	12983	14	77.1%	3846	67
12	NASHIK	25447	19594	19606	12	77.0%	5841	102
13	SATARA	11514	9906	9918	12	86.1%	1596	28
14	DHULE	20284	14225	14236	11	70.2%	6048	106
15	CHANDRAPUR	35871	20271	20280	9	56.5%	15591	274
16	RAIGAD	8942	5321	5330	9	59.6%	3612	63
17	AHMEDNAGAR	34897	30189	30197	8	86.5%	4700	82
18	JALNA	20187	13257	13264	7	65.7%	6923	121
19	NAGPUR	18773	9710	9717	7	51.8%	9056	159
20	HINGOLI	23354	11365	11371	6	48.7%	11983	210
21	NANDURBAR	16695	11200	11205	5	67.1%	5490	96
22	SOLAPUR	18495	15600	15605	5	84.4%	2890	51
23	THANE	6215	4269	4274	5	68.8%	1941	34
24	WARDHA	13345	9668	9673	5	72.5%	3672	64
25	PUNE	13242	10508	10511	3	79.4%	2731	48
26	RATNAGIRI	6690	6275	6278	3	93.8%	412	7
27	WASHIM	11144	8401	8404	3	75.4%	2740	48
28	BEED	26176	17415	17417	2	66.5%	8759	154
29	GADCHIROLI	16313	11985	11987	2	73.5%	4326	76
30	KOLHAPUR	12905	11061	11061	0	85.7%	1844	32
31	OSMANABAD	18379	11479	11479	0	62.5%	6900	121
32	PARBHANI	18867	14447	14447	0	76.6%	4420	78
33	SANGLI	8604	7287	7287	0	84.7%	1317	23
34	SINDHUDURG	2110	2024	2024	0	95.9%	86	2
<b>Total</b>		<b>626389</b>	<b>445024</b>	<b>445380</b>	<b>356</b>	<b>71.1%</b>	<b>181009</b>	<b>3176</b>

राज्य योजना अपूर्ण घरकुले

Sr. No.	Division	रमाई आवास योजना	शबरी आवास योजना	आदीम आवास योजना	पारधी आवास योजना	व.च.मु.व योजना	पुण्यश्लोक अहिल्यादेवी होळकर घरकुल योजना	एकूण
1	KONKAN DIV.	993	7748	449	0	8	12	9210
2	PUNE DIV.	8829	1016	56	56	57	364	10378
3	NASHIK DIV.	11328	17065	25	121	122	163	28824
4	AMRAVATI DIV.	16255	11524	2144	190	1612	80	31805
5	NAGPUR DIV.	10976	22335	795	21	5045	21	39193
6	AURANGABAD DIV.	50323	9729	44	62	1139	302	61599
	<b>Total</b>	<b>98704</b>	<b>69417</b>	<b>3513</b>	<b>450</b>	<b>7983</b>	<b>942</b>	<b>181009</b>

Sr. No.	District	रमाई आवास योजना	शबरी आवास योजना	आदीम आवास योजना	पारधी आवास योजना	व.च.मु.व योजना	पुण्यश्लोक अहिल्यादेवी होळकर घरकुल योजना	एकूण
1	SINDHUDURG	85	1	0	0	0	0	86
2	RATNAGIRI	380	20	4	0	8	0	412
3	AHMEDNAGAR	2542	2122	0	16	20	0	4700
4	SATARA	1538	30	0	0	28	0	1596
5	KOLHAPUR	1450	12	0	0	18	364	1844
6	SANGLI	1306	7	0	4	0	0	1317
7	SOLAPUR	2797	74	0	8	11	0	2890
8	GONDIA	1325	1377	0	0	0	0	2702
9	PUNE	1738	893	56	44	0	0	2731
10	LATUR	5837	120	0	0	0	0	5957
11	BHANDARA	1472	1154	0	0	1199	21	3846
12	NASHIK	2462	3327	25	27	0	0	5841
13	PARBHANI	3033	938	0	0	247	202	4420
14	WASHIM	1817	920	0	2	0	1	2740
15	JALGAON	3205	3312	0	65	0	163	6745
16	GADCHIROLI	1319	2722	285	0	0	0	4326
17	BULDHANA	4551	949	0	17	0	79	5596
18	PALGHAR	65	2983	111	0	0	0	3159
19	WARDHA	1483	1945	243	1	0	0	3672
20	DHULE	2157	3776	0	13	102	0	6048
21	AMRAVATI	3223	3517	0	28	117	0	6885
22	AKOLA	4458	1755	0	27	0	0	6240
23	THANE	239	1514	188	0	0	0	1941
24	AURANGABAD	6723	1391	0	7	0	0	8121
25	NANDURBAR	962	4528	0	0	0	0	5490
26	BEED	8290	461	0	8	0	0	8759
27	YAVATMAL	2206	4383	2144	116	1495	0	10344
28	JALNA	5994	75	0	6	748	100	6923
29	OSMANABAD	6570	145	0	41	144	0	6900
30	NANDED	8069	423	44	0	0	0	8536
31	RAIGAD	224	3230	146	0	0	12	3612
32	CHANDRAPUR	4563	6908	267	14	3839	0	15591
33	NAGPUR	814	8229	0	6	7	0	9056
34	HINGOLI	5807	6176	0	0	0	0	11983
	<b>Total</b>	<b>98704</b>	<b>69417</b>	<b>3513</b>	<b>450</b>	<b>7983</b>	<b>942</b>	<b>181009</b>



प्रधानमंत्री आवास योजना ग्रामीण - हप्ते वितरण

Sr. No.	Division	1st Installment (Daily Achivement)	1st Installment Remaining	2nd Installment (Daily Achivement)	2nd Installment Remaining	3rd Installment (Daily Achivement)	3rd Installment Remaining
1	NASHIK DIV.	0	5928	0	31317	0	18259
2	AMRAVATI DIV.	0	18550	0	25379	0	11418
3	AURANGABAD DIV.	0	11170	0	41512	0	20528
4	NAGPUR DIV.	0	3472	0	17287	0	7712
5	KONKAN DIV.	0	147	0	2608	0	1822
6	PUNE DIV.	0	3106	0	12727	0	5213
	<b>Total</b>	<b>0</b>	<b>42373</b>	<b>0</b>	<b>130830</b>	<b>0</b>	<b>64952</b>

Sr. No.	District	1st Installment (Daily Achivement)	1st Installment Remaining	2nd Installment (Daily Achivement)	2nd Installment Remaining	3rd Installment (Daily Achivement)	3rd Installment Remaining
1	AHMEDNAGAR	0	2425	0	3045	0	1838
2	AKOLA	0	1777	0	4338	0	1609
3	AMRAVATI	0	7363	0	7425	0	2427
4	AURANGABAD	0	1849	0	4413	0	1910
5	BEED	0	1279	0	6443	0	3737
6	BHANDARA	0	545	0	4797	0	1308
7	BULDHANA	0	7013	0	4442	0	2555
8	DHULE	0	184	0	5618	0	3177
9	GADCHIROLI	0	197	0	2010	0	1638
10	GONDIA	0	736	0	2990	0	1730
11	HINGOLI	0	1691	0	2483	0	1194
12	JALGAON	0	2202	0	10740	0	3369
13	JALNA	0	1536	0	3057	0	2332
14	KOLHAPUR	0	196	0	1839	0	764
15	LATUR	0	1907	0	3076	0	1502
16	NAGPUR	0	830	0	2714	0	944
17	NANDED	0	1161	0	15559	0	5314
18	NANDURBAR	0	734	0	7083	0	7008
19	NASHIK	0	383	0	4831	0	2867
20	OSMANABAD	0	1388	0	2441	0	2489
21	PALGHAR	0	50	0	1355	0	929
22	PARBHANI	0	359	0	4040	0	2050
23	PUNE	0	660	0	2119	0	807
24	RAIGAD	0	13	0	431	0	306
25	RATNAGIRI	0	47	0	260	0	216
26	SANGLI	0	144	0	2589	0	1096
27	SATARA	0	108	0	557	0	499
28	SINDHUDURG	0	2	0	134	0	101
29	SOLAPUR	0	1998	0	5623	0	2047
30	THANE	0	35	0	428	0	270
31	WARDHA	0	344	0	1204	0	566
32	WASHIM	0	1018	0	2554	0	1517
33	YAVATMAL	0	1379	0	6620	0	3310
34	CHANDRAPUR	-1	820	0	3572	0	1526
	<b>Total</b>	<b>0</b>	<b>42373</b>	<b>0</b>	<b>130830</b>	<b>0</b>	<b>64952</b>

राज्यपुरस्कृत आवास योजना ग्रामीण - हप्ते वितरण

Sr. No.	Division	1st Installment (Daily Achivement)	1st Installment Remaining	2nd Installment (Daily Achivement)	2nd Installment Remaining	3rd Installment (Daily Achivement)	3rd Installment Remaining
1	NASHIK DIV.	0	5511	0	12382	0	5514
2	AMRAVATI DIV.	0	5218	0	15952	0	4916
3	AURANGABAD DIV.	0	13237	0	29489	0	12729
4	NAGPUR DIV.	0	10613	0	19564	0	4105
5	KONKAN DIV.	0	2895	0	3265	0	1245
6	PUNE DIV.	0	1845	0	4853	0	1720
	<b>Total</b>	<b>0</b>	<b>39319</b>	<b>0</b>	<b>85505</b>	<b>0</b>	<b>30229</b>

Sr. No.	District	1st Installment (Daily Achivement)	1st Installment Remaining	2nd Installment (Daily Achivement)	2nd Installment Remaining	3rd Installment (Daily Achivement)	3rd Installment Remaining
1	AHMEDNAGAR	0	328	0	2847	0	1189
2	AKOLA	0	603	0	3620	0	991
3	AMRAVATI	0	1202	0	3899	0	801
4	AURANGABAD	0	1750	0	3181	0	1592
5	BEED	0	1133	0	3683	0	2696
6	BHANDARA	0	506	0	2054	0	337
7	BULDHANA	0	902	0	1688	0	1008
8	CHANDRAPUR	0	2708	0	9534	0	1621
9	DHULE	0	349	0	3010	0	1227
10	GADCHIROLI	0	644	0	1683	0	995
11	GONDIA	0	424	0	1307	0	528
12	HINGOLI	0	2985	0	6504	0	1632
13	JALGAON	0	795	0	3495	0	1424
14	JALNA	0	1466	0	2275	0	1735
15	KOLHAPUR	0	517	0	922	0	235
16	LATUR	0	880	0	2655	0	1461
17	NAGPUR	0	4376	0	3839	0	368
18	NANDED	0	2037	0	5191	0	1501
19	NANDURBAR	0	2461	0	858	0	804
20	NASHIK	0	1578	0	2172	0	870
21	OSMANABAD	0	2162	0	3386	0	1213
22	PALGHAR	0	77	0	1643	0	549
23	PARBHANI	0	824	0	2614	0	899
24	PUNE	0	313	0	1156	0	466
25	RAIGAD	0	1750	0	952	0	457
26	RATNAGIRI	0	42	0	113	0	78
27	SANGLI	0	221	0	586	0	256
28	SATARA	0	253	0	881	0	223
29	SINDHUDURG	0	2	0	54	0	12
30	SOLAPUR	0	541	0	1308	0	540
31	THANE	0	1024	0	503	0	149
32	WARDHA	0	1955	0	1147	0	256
33	WASHIM	0	503	0	1475	0	627
34	YAVATMAL	0	2008	0	5270	0	1489
	<b>Total</b>	<b>0</b>	<b>39319</b>	<b>0</b>	<b>85505</b>	<b>0</b>	<b>30229</b>

राज्य योजना: पहिला हप्ता प्रलंबीत

Sr. No.	Division	रमाई आवास योजना	शबरी आवास योजना	आदीम आवास योजना	पारधी आवास योजना	य.च.मु.व योजना	पुण्यश्लोक अहिल्यादेवी होळकर धरकूल योजना	एकूण
1	KONKAN DIV.	106	2762	27	0	0	0	2895
2	PUNE DIV.	1539	174	7	15	17	93	1845
3	NASHIK DIV.	531	4827	0	7	96	50	5511
4	AMRAVATI DIV.	1097	2574	194	18	1331	4	5218
5	NAGPUR DIV.	1435	7309	210	2	1656	1	10613
6	AURANGABAD DIV.	9365	2796	13	21	835	207	13237
	<b>Total</b>	<b>14073</b>	<b>20442</b>	<b>451</b>	<b>63</b>	<b>3935</b>	<b>355</b>	<b>39319</b>

Sr. No.	District	रमाई आवास योजना	शबरी आवास योजना	आदीम आवास योजना	पारधी आवास योजना	य.च.मु.व योजना	पुण्यश्लोक अहिल्यादेवी होळकर धरकूल योजना	एकूण
1	SINDHUDURG	2	0	0	0	0	0	2
2	RATNAGIRI	41	1	0	0	0	0	42
3	AHMEDNAGAR	125	181	0	2	20	0	328
4	SATARA	240	8	0	0	5	0	253
5	KOLHAPUR	412	10	0	0	2	93	517
6	SANGLI	217	4	0	0	0	0	221
7	SOLAPUR	522	8	0	1	10	0	541
8	GONDIA	199	225	0	0	0	0	424
9	PUNE	148	144	7	14	0	0	313
10	LATUR	864	16	0	0	0	0	880
11	BHANDARA	245	94	0	0	166	1	506
12	NASHIK	78	1500	0	0	0	0	1578
13	PARBHANI	197	300	0	0	125	202	824
14	WASHIM	243	260	0	0	0	0	503
15	JALGAON	265	475	0	5	0	50	795
16	GADCHIROLI	153	470	21	0	0	0	644
17	BULDHANA	262	636	0	0	0	4	902
18	PALGHAR	2	72	3	0	0	0	77
19	WARDHA	470	1345	140	0	0	0	1955
20	DHULE	48	225	0	0	76	0	349
21	AMRAVATI	295	886	0	3	18	0	1202
22	AKOLA	288	314	0	1	0	0	603
23	THANE	26	983	15	0	0	0	1024
24	AURANGABAD	1267	480	0	3	0	0	1750
25	NANDURBAR	15	2446	0	0	0	0	2461
26	BEED	988	139	0	6	0	0	1133
27	YAVATMAL	9	478	194	14	1313	0	2008
28	JALNA	779	10	0	1	671	5	1466
29	OSMANABAD	2042	70	0	11	39	0	2162
30	NANDED	1924	100	13	0	0	0	2037
31	RAIGAD	35	1706	9	0	0	0	1750
32	CHANDRAPUR	291	877	49	1	1490	0	2708
33	NAGPUR	77	4298	0	1	0	0	4376
34	HINGOLI	1304	1681	0	0	0	0	2985
	<b>Total</b>	<b>14073</b>	<b>20442</b>	<b>451</b>	<b>63</b>	<b>3935</b>	<b>355</b>	<b>39319</b>